

2023 Swine Validation Program

State Fair of Texas / Heart of Texas



Texas 4-H/FFA Validation Guidelines Handbook

Revised March 7, 2023

2022 - 2023 Swine Validation Program
Texas 4-H/FFA Validation Guidelines

The Texas Livestock Validation program is a joint effort between Texas AgriLife Extension, Texas FFA Association, ATAT and the Texas Major Livestock Shows. The program was developed to provide education and leadership content to 4-H and FFA livestock project exhibitors within the state of Texas. The Texas 4-H/FFA Swine Validation Program requires that all market and breeding swine to be identified with an official Texas Swine Visual/Electronic (EID) tag and DNA Assay.

2022- 2023 Texas Major Shows participating in the Texas 4-H/FFA Swine Validation Program include: State Fair of Texas, Heart of Texas, Hill Country Grandstand Show, San Antonio Livestock Show, Texas Pork Producers Elite Gilt Show, San Angelo Livestock Show, Houston Livestock Show and Rodeo Austin Livestock Show.

Table of Contents

Important Dates 2
Summary of Validation Requirements for Texas Major Stock Shows..... 3
New Validation Information 4
Definition of Terms 5
County Level State Swine Validation Committee Structure 6
County Level State Swine Validation Committee Responsibilities 7 - 9
Validation Paperwork and Links 10 - 14
Physical Validation Process 15 - 18
Process for Submitting Validation Paperwork, DNA and Payment 19 - 20
Submission Checklist for Submitting Validation Materials 21 - 23
Registered Gilt Paper Upload 24
Compliance Visits 25 - 26
Reference for Texas 4-H/FFA Livestock Validation Forms 27
Texas FFA Swine Validation Committee Form 28
Texas FFA Swine Validation County Date Form 29
Texas FFA Swine Validation Ear Notch Form 30
Texas 4-H/FFA DNA Assay (Test) Hair Envelope 31
Swine Hair Sample Collection Instructions 32
Validation Chair Procedures for DNA Assay (Test) Hair Collection 33
Texas 4-H/FFA Livestock Validation Parental/Hold Harmless Waiver..... 34
Texas 4-H/FFA Livestock Validation Ethic Policy 35 - 37

2022 - 2023 Swine Validation Program
Texas 4-H/FFA Validation Guidelines

Please be aware that dates listed in these guidelines are *state deadline dates* only. Local deadlines take priority over the listed dates in this document. Additionally, the validation fees listed in these guidelines are the *state validation costs* only. **Counties may charge an additional fee not to exceed \$5.00 per tag to cover expenses associated with validation.**

Important Dates for Texas Spring Major Shows

- **April 1 - 30, 2023** <http://validate.texasffa.org/> is open for the purchase and submission of tag orders by the County Validation Chair. Tags ordered during this time period are \$15.00 per tag. Invoices should be printed at the time the order is submitted. Payment should reflect the invoice amount and is due no later than July 7, 2023.
- **May 1 –June 7, 2023** System remains open for the purchase and submission of late tag orders by the County Validation Chair. Tags ordered during this time period are \$18.00 per tag.
- * **June 1 - 30, 2023** Barrows, crossbred gilts and registered gilts must be physically validated (tag in ear) to be eligible for the 2022 Texas Spring Major Stock Shows.
- **June 1 -July 7, 2023** <http://validate.texasffa.org/> is open for the County Validation Chair to enter validation information in to the Master Tag Assignment Form for all validated pigs.
- **June 1 – August 1, 2023** <http://validate.texasffa.org/gilt> is open for supervising AST's and CEA's only to upload registration papers.
- **December 7, 2022** Physical validation paperwork (ear notch forms, ethics Policy) and DNA envelopes must be postmarked and sent to:

Texas FFA Association
Attn: 2022 Texas Major Show Swine Validation-(county name)
614 E 12th Street
Austin, TX 78701

Tammy Glascock
Procedural, Validation Information/Paperwork
Texas FFA
Swine Validation Coordinator
Tel. 940.367.6245
tammy@texasffa.org

Carolee Frampton
Order and Payment Information
Texas FFA
Finance Coordinator
Tel. 512.480.8045
cframpton@texasffa.org

Summary of Validation Requirements SFT/HOT Major Stock Shows

The information listed below is for reference only. Please read the official rules and regulations for each show as they take precedence over the information listed below.

2023 Summary of Texas Spring Major Stock Validation Requirements

(This is a validation summary only, please reference each show for rules and regulations.)

**A complete validation for barrows requires the submission of the following documents:
State Validation Tag, DNA, Ear Notch Form, Ethics Policy**

**A complete validation for registered gilts requires the submission of the following documents:
State Validation Tag, DNA, Ear Notch Form, Ethics Policy and uploading of registration papers.**

**A complete validation for cross gilts requires the submission of the following documents:
State Validation Tag, DNA, Ear Notch Form, Ethics Policy**

Show	Barrows	Reg. Gilts / Paper Upload	Cross Gilts	Show Website
Hill District Grandstand	Yes	Validate and Upload Papers	Yes	https://thegrandstand21.wixsite.com/2021/schedule-locations
Fort Worth Stock Show	Yes	Fort Worth does not have a Junior Breeding Gilt Show	No Show	https://www.fwssr.com/
San Antonio Stock Show	Yes	Validate and Upload Papers	Yes	https://www.sarodeo.com/
The Elite Gilt Show	Yes	Validate and Upload Papers	Yes	https://www.texaseliteshowcase.com/
San Angelo Stock Show	Yes	Validate and Upload Papers	Yes	https://www.sanangelorodeo.com/p/livestock1
Houston Stock Show	Yes	Validate and Upload Papers	Yes	https://www.rodeohouston.com/
Rodeo Austin Show	Yes	Rodeo Austin does not have a Junior Breeding Gilt Show	No Show	https://rodeoaustin.com/

2023 State Fair/Heart of Texas Validation Important Information

ATTENTION: State Fair of Texas/Heart of Texas

- Crossbred gilts must be validated.
- Pigs (barrows, crossbred gilts, registered gilts) entering the holding pen area without an **OFFICIAL STATE SWINE VALIDATION TAG** in their ear will be considered as **NOT VALIDATED** and ineligible for show.
- Counties that **DO NOT** submit their respected validation corrections by **August 9, 2023** will be ineligible for show.

NEW: 2023 SFT/HOT Validation

- Pigs (barrows, crossbred gilts, registered gilts) entering the holding pen area without an **OFFICIAL STATE SWINE VALIDATION TAG** in their ear will be considered as **NOT VALIDATED** and ineligible for show.
- Counties that **DO NOT** submit their respected validation corrections by **August 9, 2023** **will be subject to being removed from validation.**
- Registration papers must be uploaded for registered gilts showing at **all Texas Major Livestock Shows. Registration papers must be uploaded on or before August 1, 2023.**

Definition of Validation Terms

County-Level State Validation Committee:

This committee is comprised of a minimum 3 individuals including the chair and co-chair. This committee is responsible for the facilitation of physical validation which includes, but is not limited to: selecting validation dates, times, and locations, gathering equipment needed to conduct validation and is responsible for any locally incurred expenses resulting from the administration of the Texas 4-H and FFA Validation Program. This committee will also oversee the physical validation process, as well as any matters throughout the feeding period including re-tagging of livestock.

County-Level State Validation Chairperson:

This individual (or individuals in the case of a co-chair) is responsible for establishing a local committee, ordering validation materials, submitting validation information online, and overseeing the overall responsibilities of the committee. The chair and co-chair must be a County Extension Agent or Agricultural Science Teacher. A co-chair is necessary if the chairperson also serves as a parent or supervisor. Each individual should only sign once per form/DNA envelope for each validated animal. The chairperson will be the main point-of-contact for any validation communication throughout the validation and feeding period.

DNA Assay (DNA Test):

A DNA Assay is a test used to compare the DNA collected from validated animals. Hair follicles containing DNA are collected at time of validation. The collected hair follicles (DNA) are stored and can be used for a comparison test at a later day. DNA, which stands for deoxyribonucleic acid, is defined as a nucleic acid that contains the genetic code.

Species Specific State-Level Validation Chairman:

This chairman is responsible for the oversight of each species validation program across the state. They manage and facilitate each species' related documentation, deadline dates, and are available to answer any questions or concerns regarding the Texas 4-H and FFA Validation Program.

State Species Specific Validation Programs:

Texas Swine Validation – Ms. Tammy Glascock, Texas FFA Association Swine Validation Coordinator
Texas Steer and Heifer Validation – Dr. Billy Zanolini, Texas AgriLife Youth Livestock and Agriculture
Texas Lamb and Goat Validation – Mr. Marty Gibbs, Texas AgriLife District Extension Administrator

State Validation Program Executive Committee:

This committee serves as a final evaluation and declaration of determinations or disqualifications made by the State Level Species-Specific Validation Committee regarding appeal requests.

State Validation Compliance Team:

This team is comprised of employees of Texas A&M AgriLife Extension Serve who are dedicated to providing support to the Texas 4-H/FFA Livestock Validation programs by working alongside local county-level state validation committees to uphold the integrity of the Texas 4-H/FFA Livestock Validation programs. This group is called upon to assist in making validation compliance check as needed.

County Level State Swine Validation Committee Structure

1. A 4-H and FFA “County Level State Swine Validation Committee” shall be organized in each county where swine are being fed by members of either organization for exhibition at the major livestock shows that require swine to be state validated. The committee shall be composed of County Extension Agents-Agriculture and/or 4-H (CEA), Agricultural Science Teachers (AST) in the county. When needed, the 4-H and FFA County Validation Committee may also include representatives from the county show/fair boards or other local leaders in the youth livestock program.
2. If there is not a “County Level State Swine Validation Committee”, *the lead Agricultural Science Teacher in the largest school in the county is responsible for calling the first meeting to organize one.* All County Extension Agents-Agriculture and/or 4-H and all Agricultural Science Teachers in the county shall be invited to this meeting. The number and composition of the committee will be determined at this meeting. It may be as large as the local agents and teachers deem practical; however, there may not be fewer than **THREE** members on this committee. A Chairperson, who **MUST** be present at validation, shall be selected from this group. The chairperson should be a County Extension Agent or Agricultural Science Teacher. A Co-Chair may be selected (and must be a County Extension Agent or Agricultural Science Teacher) to serve as well. This is necessary for instances where the chairperson may also be a supervisor or parent of an exhibitor. Each signing party on validation forms must only sign once. Therefore, a co-chair may be selected to sign when needed. There may be many counties wherein this committee will be all County Extension Agents and Agricultural Science Teachers. County Extension Agents and Agricultural Science Teachers who have members or students validating in a particular species are highly encouraged to participate in that species committee and be present at validation.
3. In counties where there are fewer than **THREE** people eligible to serve on this committee, a third member shall be selected locally. He/she must be representatives from the county show/fair boards or other local leaders in the youth livestock program and be mutually acceptable to the County Extension Agents and Agricultural Science Teachers.
4. In cases of vacancies by County Extension Agents and/or Agricultural Sciences Teachers to serve, the State Level Species Specific Chairperson must be contacted to provide guidance on selecting a chairperson and committee.
5. The committee will meet as a group to conduct the validation of all 4-H/FFA swine in the county. Swine must not be validated by less than three committee members and have County Extension Agent and Agricultural Science Teacher representation. The chairperson (and co-chair, if applicable) must be present for physical validation.

County Level State Swine Validation Committee Responsibilities

1. The “County Level State Swine Validation” Chairperson is responsible for ordering official Texas Swine Visual/Electronic Identification (EID) tags for his or her county. Tags ordered between April 1 - 30, 2023 will cost **\$15.00 per tag**. Tags ordered May 1 – June 7, 2023 will be accessed a late fee making the total cost of each tag **\$18.00**. **Counties can only charge an additional \$5.00 per tag over original cost to cover expenses.**

Once you have placed your order, please print your order right away and submit payment. Payments for orders are due no later than the date of submission of materials (July 7, 2023) to the state office for validation. Any orders not paid/postmarked by this date will be subject to a \$25.00 late fee, or 10% of the balance, whichever is greater.

The mailing address for payments is as follows:

Texas FFA Association
2023 SFT/HOT(county name)
614 E. 12th Street
Austin, TX 78701

2. The committee will make arrangements for securing any and all equipment (taggers, pliers for pulling hair) necessary for carrying out this program. The “County Level State Swine Validation Committee” is responsible for any locally incurred expenses resulting from the administration of the Texas 4-H and FFA Swine Validation Program. FYI: We have found that the blue DATAMARS tagger works best due to the extended length of the needle.
3. Texas major stock shows require that all swine be ear tagged, ear notches recorded, and DNA Fingerprinting Assay (hair sample) between **April 1 and April 30**. The County Swine Committee is responsible for setting the place(s), date(s) and time(s). Place(s), date(s), and time(s) must be submitted electronically to the State Swine Validation Coordinator (tammy@texasffa.org) by May 15, 2023. This form can be downloaded from the Texas FFA Swine Validation webpage; <https://www.texasffa.org/swine-validation>

*If exhibitors have conflicts that interfere with the scheduled validation day(s) or acquires additional (Livestock) after scheduled validation day(s), the exhibitor must contact the County Level State (Livestock) Validation Chairperson and request an alternate validation. The County Level State (Livestock) Validation Committee has the authority to set an alternative validation at the time, place, and location of their choosing. Under NO CIRCUMSTANCES will fewer than two committee members be present during an alternate validation. *Note – Committees should make every effort to grant all reasonable requests for an alternate validation on or before June 30, 2023. The Texas Validation Executive Committee reserves the right to settle disputes between the “County Level State (Livestock) Validation Committee” and exhibitors state validating livestock.*

2022 - 2023 Swine Validation Program
Texas 4-H/FFA Validation Guidelines

Managing Validation Conflicts

- Under NO CIRCUMSTANCES will fewer than two committee members be present during an alternate validation.
- Under no circumstances should any tags be distributed for tagging offsite, nor should a swine be tagged outside the presence of the County Swine Committee.

Exceptions to these guidelines may be granted by the State Swine Validation Coordinator.

4. The County Swine Validation Committee Chairman will send the signed committee form, white copy of the validation form, hair samples, signed ethics form, completed tag assignment listing and submission check list to the office on or before **July 7, 2023**. **Incomplete forms will not be accepted and must be corrected and resubmitted to complete validation.**

Texas FFA Association
2023 SFT/HOT Show Swine Validation (your county name)
614 East 12th Street
Austin, TX 78701-1908

5. Extra tags will be retained by the county swine validation chairman and utilized for ear tag replacements. **Do not return the unused tags** with your validation materials, as these can be used as replacement tags.
6. The swine validation committee is responsible for cross checking swine validation forms and hair sample envelopes to verify that all required signatures are present. While verifying please mark swine off the validation form if they do not have a corresponding hair sample.
7. After checking all hair samples place them in **alphabetical order, do not staple or paperclip them to the validation form**. Please secure all forms (by type) to keep them in alphabetical order by last name.
8. A signed ethics policy is required for each exhibitor. **Incomplete forms will not be accepted and must be corrected and resubmitted to complete validation**. Return only the signature page, along with validation forms, and hair envelopes. Secure in alphabetical order by last name for shipping. Do not staple or attach ethics forms to validation forms.
9. The validation committee chair is responsible for making sure each exhibitor receives the **yellow copy** of their ear notch form and ethics policy. The **white copy** will be returned to the State Swine Validation Coordinator. We encourage validations chairs to hold the **HARD** copy of the validation forms for one year after the date of the show.

2022 - 2023 Swine Validation Program
Texas 4-H/FFA Validation Guidelines

- 10. The County Validation Chair is responsible for securing any and all corrections for the county. Exhibitors not completing and returning corrections by January 15, 2023 will be considered as "NON- VALIDATED".**

It should be noted that validation is a proof of ownership as required by major livestock shows in Texas. It does NOT automatically enter exhibitors in a major livestock show or county show.

"By signing this document, the exhibitor and parent/guardian, recognize his/her responsibilities for the primary and continuous care of livestock projects throughout the feeding period and hereby authorizes the State Validation Coordinator or designated representatives and/or State Validation Compliance Team, supervising AST/CEA and the "Species Specific County Level State Validation Committee" the right to inspect your livestock project(s), along with any other state validated livestock projects on premises, at any time during the feeding period with or without prior notice. State validated livestock must be made available for inspection at any time requested at the address listed on validation record or any other property (public or privately owned) where the livestock may be located. Failure to make inspection available as requested will constitute a violation of validation rules and will lead to disqualification of the livestock in question and any other validated livestock. Additionally, any exhibitor in violation of the primary and continuous daily care rule is subject to disqualification." –Rule 3, Ethics Policy.

****New in 2020!**** Rule #3 of the Ethics Policy has been enhanced to include a process for approving state validated livestock to be outside of the direct care of the livestock exhibitor, their immediate family, and/or County Extension Agent or Agricultural Science Teacher. PLEASE READ THE ENTIRE RULE #3 FOR A FULL EXPLANATION OF THIS RULE. To obtain prior approval, exhibitors must complete an official 4-H/FFA Validation Rule #3 Prior Approval Form. Exhibitors not obtaining prior approval as outlined ON THE ETHICS POLICY will be subject to disqualification of the livestock in question and any other state validated livestock projects. The form can be accessed here:
<https://texasyouthlivestock.com/wp-content/uploads/2020/04/Rule-3-Approval-Form-4.14.20.pdf>

Validation Paperwork

The County Level State Swine Validation Committee Chair shall double check all validation materials before submitting the **ORIGINAL** materials to the State Coordinator.

- Make sure ALL POTENTIAL exhibitors' signatures have been included.
- All information requested on paperwork is completed.

Special note: no signatures should be obtained on forms before validation. Signatures should be obtained after physical validation to confirm the process was executed.

The only signatures that should be present before validation are in the event that a Parental Waiver is needed due to parent/guardian absence

Swine Validation Committee Form

The Swine Validation Committee Form (reference page 27) collects the names and signatures of those conducting the physical validation. The form also secures contact information of the County Level State Swine Validation Committee Chair and Co-Chair. The State Swine Validation Coordinator will communicate directly with the validation chair and/or co-chair.

Swine Validation County Date Form

The Swine Validation County Date Form (reference page 28) collects the date(s), time(s) and location(s) of the physical validation process. The form should be completed by the County Validation Chair and returned by **May 15, 2023** to the State Validation Coordinator: tammy@texasffa.org

Parental Waiver

If the parent or guardian of an exhibitor is unable to attend the validation, the parental waiver form must be utilized (See page 16). The validation committee should be notified in advance if a parent/guardian will not accompany the exhibitor during validation. The County Level State Swine Validation Chairperson should retain a copy of the waiver for county records. A Parental Waiver/Hold Harmless Agreement does not substitute a parents' or legal guardians' signature on any of these forms or hair sample envelope(s) (reference page 33).

Ethics Policy

The “Texas 4-H/FFA Livestock Program Ethics Policy” Form has been included to ensure all exhibitors and parents/guardians are aware of **the practices or procedures that are unacceptable and defined as being deceptive, fraudulent, unethical, and inhumane in care, fitting, preparation, and showing of all classes of livestock**. Consequences of and penalties associated with these practices are noted in the actual Ethic Policy. The latest version of the Ethics Policy can be found at <https://www.texasffa.org/swine-validation>

Special emphasis on rule #3:

“To gain the life skills developed through the livestock project; exhibitors must be closely engaged in the feeding, maintenance, training, grooming and overall welfare of his/her animals. Exhibitors and immediate family/guardians are responsible for providing the primary and continuous daily care of livestock projects throughout the validation period. The validation period begins immediately following the county level state validation date (not the validation deadline date listed previously) through exhibition at all livestock shows (exhibitors must provide continuous care for breeding heifers, and all other livestock project exhibitors are under the supervision of an **Agricultural Science Teacher or County Extension Agent who serves as the advisor for that project**. Excessive involvement of third-party consultants, breeders, fitters not affiliated with the Texas 4-H and Texas FFA programs is prohibited. Third party involvement interfering with the exhibitor’s ability to provide primary daily care of and engagement with livestock projects may result in the disqualification of all state validated livestock projects. Likewise, third party involvement interfering with the County Extension Agent and Agricultural Science Teacher’s ability to properly supervise the livestock project may result in the disqualification of all state validated livestock projects.

b. Livestock projects must be raised at the physical address of validation record. Prior approval must be granted by the “Species Specific County Level State Validation Committee” in the event the animal will be outside the direct care of the exhibitor and/or immediate family/guardian. Failure to notify the supervising Agricultural Science Teacher (AST)/County Extension Agent (CEA) and/or Species-Specific County Level State Validation Committee of the previous may result in the disqualification of all state validated livestock.

c. To obtain prior approval, exhibitors must complete an official 4-H/FFA Validation Rule #3 Prior Approval Form. Exhibitors not obtaining prior approval as outlined above will be subject to disqualification of the livestock in question and any other state validated livestock projects. The form can be accessed here: <https://texasyouthlivestock.com/wp-content/uploads/2020/04/Rule-3-Approval-Form-4.14.20.pdf>

d. By signing this document, the exhibitor and parent/guardian, recognize his/her responsibilities for the primary and continuous care of livestock projects throughout the feeding period and hereby authorizes the State Validation Coordinator or designated representatives and/or State Validation Compliance Team, supervising AST/CEA and the “Species Specific County Level State Validation Committee” **the right to inspect your livestock project(s), along with any other state validated livestock projects on premises, at any time during the feeding period with or without prior notice**. State validated livestock must be made available for inspection at any time requested at the address listed on validation record or any other property (public or privately owned) where the livestock may be located. Failure to make inspection available as requested will constitute a violation of validation rules and may lead to disqualification of the livestock in question and any other validated livestock. Additionally, any exhibitor in violation of the primary and continuous daily care rule is subject to disqualification.

2022 - 2023 Swine Validation Program
Texas 4-H/FFA Validation Guidelines

Special emphasis on rule #4:

“Animals validated for major livestock shows may also be exhibited at other shows. Be advised, however, that if any validated animal is exhibited and SOLD at any other show (including a county show), the animal will be ineligible to show at any subsequent major livestock show. **Additionally, state validated livestock offered for sale during the feeding period via private treaty, private or public auction will be ineligible to show at any subsequent major livestock show. If ownership changes or has the possibility of changing through a sale offering (including animal(s) purchased back by the exhibitor of validation record), regardless of method or length of time, that chain of animal ownership is considered broken and will be ineligible to show at any remaining livestock shows in the feeding period requiring state validation.**

Swine Validation Ear Notch Form

The validation form collects required data (reference page 29).

- 1) Exhibitor Information - Fill in names and contact information for EACH potential exhibitor.
 - a. A pig may be validated in the name of two or more exhibitors, if they meet the following criteria.
 - b. They are siblings, step-siblings, or legally adopted. If siblings have different last names, it must be noted on the validation form.
 - c. All listed are bona fide junior exhibitors and eligible to show as junior exhibitors as stated in the stock show rulebook.
 - d. All permanently reside in the same county.
 - e. Any exceptions must be granted by State Swine Validation Coordinator.
- 2) Tag Number: assigned at physical validation
- 3) Breed and sex. (Check if a Barrow, Gilt, Reg. Gilt)
- 4) Drawing and recording of ear notches. Ear notches should be drawn to match the notches in the left ear and right ear.
- 5) Appropriate Signatures
NOTE: Use firm pressure when filling out form to ensure information transfers to the back (cardstock) page and that it is legible. **NOTE: All possible exhibitors must sign the Validation Form.**

DNA Collection Envelope

Each swine validated will have hair taken for the DNA Assay identification program. Hair samples will be pulled by a member of the County Level State Swine Validation Committee or local veterinarian during validation and put in individual DNA Assay envelopes provided for each pig. Please reference page 30 for a copy of the DNA Envelope, page 31 for Sample Hair Collection Instructions and page 32 for Validation Chair Responsibilities for collecting hair.

NOTE: All possible exhibitors must sign ALL hair sample envelopes.

Master Tag Assignment Form - Pig Information Link

Pig validation data (tag number, type, exhibitor(s), breed, ear notch) will be entered by the County Level State Swine Validation Chair at <http://validate.texasffa.org/> by clicking on the Master Tag Assignment Form. Pig validation data entry will require logging in to the system.

Ear Notch Correction (Form) Link

If an exhibitor discovers a discrepancy in ear notches, as reported on validation forms, they should be instructed to immediately notify their supervising Agricultural Science Teacher or County Extension Agent. They in turn should immediately notify the County Level State Swine Validation Chairman for consideration of correction.

The County Level State Swine Validation Chair will arrange for the committee to determine the validity of the discrepancy. If the committee concurs, the chairman will need to enter the corrected notches using the Ear Notch Correction (Form) Link located at <http://validate.texasffa.org/>. Ear notch corrections will require logging in to the system. **All swine with corrected notches are subject to a DNA Assay.**

Ear Tag Replacement Form (Link)

Swine exhibitors should immediately notify their supervising Agricultural Science Teacher or County Extension Agent when a tag is lost or damaged. They in turn should notify the County Swine Validation Chair within 10 days for consideration of replacement.

The County Swine Validation Chair will arrange for the committee to determine the validity of the loss. If the committee concurs, a replacement tag may be put in. Lost or broken tags can be replaced using extra county tags. Upon replacing an ear tag the chairperson will be responsible for completing the Ear Tag Replacement Form (Link) by logging in at <http://validate.texasffa.org/>. **Ear tags can only be replaced by the County Swine Validation Chairperson and two committee members.**

***** If the County Level State Swine Validation Chairperson does not have extra county tags, replacement tags can be purchased at the show for \$25.00. Tags can be paid for with cash, credit or debit. Checks will not be accepted.**

County Transfers/Change of Ownership

If an exhibitor transfers from one county to another or from one FFA chapter to another, the county in which the swine was validated must immediately contact the Texas FFA Association in writing notifying them of this transfer. Copies of this correspondence should be sent to the new Agricultural Science Teacher or County Extension Agent to share with the new County's Swine Validation Committee.

2022 - 2023 Swine Validation Program
Texas 4-H/FFA Validation Guidelines

If the exhibitor transfers after the show entry deadline, the original supervisor must notify the show of the transfer in writing and send by fax or mail directly to the show.

For Change of Ownership, please complete a Change of Ownership form and submit to the Austin office prior to **June 30, 2023**.

Physical Validation Process

At the time of physical validation, the Texas 4-H and FFA Swine Validation Ear Notch Form and the Texas 4-H/FFA Livestock Program Ethics Policy Form will be completed, the pig will be tagged, ear notches drawn in the ear notch form to match the notches in the ear and have hair follicles collected. Complete one validation form per family.

Recommended Physical Validation Supplies

- Ear Taggers (EID compatible) FYI: We have found that the blue DATAMARS tagger works best due to the extended length of the needle.
- Ear tags
- Ear Notch Forms, DNA Hair Envelopes, Ethics Policy. In addition, we recommend having a Hold Harmless Waiver and COVID-19 Release Form available if needed.
- Hair pulling pliers
- Tag Remover
- Latex gloves
- Hand sanitizer
- Disinfectant for equipment

Recommended Steps for the Physical Validation Process

Step 1: Collect Exhibitor Information

Have individual exhibitor or family completes personal information on validation materials upon arrival to physical validation.

Step 2: Collect Ethics Policy Form: Complete and collect one for each exhibitor. All signatures are required. **The physical address of where the animal will be housed MUST be recorded on the Ethics Policy. No PO Boxes will be accepted!**

Step 3: Collect Parental Waiver: Obtain prior to validation and complete prior to validation if a parent or guardian will not be present. A Parental Waiver/Hold Harmless Agreement does not substitute a parents' or legal guardians' signature on any of these forms or hair sample envelope(s).

Step 4. Collect Ear Notch Form: Complete one for an individual exhibitor or one per family. The form is a triplicate. The **WHITE** copy of the form will be returned to the State Swine Validation Coordinator, the **YELLOW** copy goes to the exhibitor/family and the **MANILA (HARD)** copy goes to the Swine Validation Committee. Supervising teachers and agents should make a copy for their records.

a. Barrow Validation

A barrow may be validated in the name of two or more exhibitors, if the following criteria is met:

2022 - 2023 Swine Validation Program
Texas 4-H/FFA Validation Guidelines

1. They are siblings, stepsiblings, or legally adopted. If siblings have different last names, it must be noted on the validation form
2. All listed are bona fide junior exhibitors and eligible to show as junior exhibitors as stated in the stock show rulebook.
3. All permanently reside in the same county.
4. Any exception must be granted by the state swine validation committee.

When an animal is validated in the name of two or more exhibitors, the validation form should read as follows:

- RIGHT:** Jones, Johnnie or Smith, Susie (step siblings)
RIGHT: Smith, Johnnie or Smith, Susie or Smith, Joey
WRONG: Johnnie Smith and Susie Smith and Joey Smith

b. Gilt Validation

Purebred (registered gilts) and crossbred gilts showing in the 2023 Texas Spring Major Stock Shows must be validated. **Registration papers must be uploaded for gilts showing in the State Fair of Texas Junior Purebred Gilt Show and the Heart of Texas Junior Purebred Gilt Show must upload registration papers by December 15, 2022.**

A gilt may be validated in the name of two or more exhibitors, if the following criteria is met:

1. They are siblings, step-siblings, or legally adopted. If siblings have different last names, it must be noted on the validation form
2. All listed are bona fide junior exhibitors and eligible to show as junior exhibitors as stated in the stock show rulebook.
3. All permanently reside in the same county.
4. Any exception must be granted by the state swine validation committee.

When an animal is validated in the name of two or more exhibitors, the validation form should read as follows:

- RIGHT:** Jones, Johnnie or Smith, Susie (step siblings)
RIGHT: Smith, Johnnie or Smith, Susie or Smith, Joey
WRONG: Johnnie Smith and Susie Smith and Joey Smith


- c.** Purebred (registered) gilts showing in the **2023 Texas Spring Major Stock Shows can be registered in the name of more than (one) 1 junior exhibitor provided all owners meet the junior eligibility rules for exhibiting at the 2023 Texas Spring Major Stock Shows. Date of ownership, litter registration and date of transfer must all take place on or before November 30, 2022. Deadline for uploading registration papers in to the Swine Validation System is December 15, 2022.**
- d.** Under no circumstances shall a pig be validated to two or more families in one or more counties.

2022 - 2023 Swine Validation Program
Texas 4-H/FFA Validation Guidelines

Step 5: Ear Tagging

- a) Swine will be tagged in the center of the pig's **LEFT ear** with the visual tag number facing the back of the pig and the EID button on the inside of the ear. **Please use tags in successive order.** Make sure the EID button number and Visual Tag numbers match. **Please reference tag diagram 1.1**

*** Exception: If the pig has a crinkled left ear, the tag may be placed in the right ear.



Right Ear

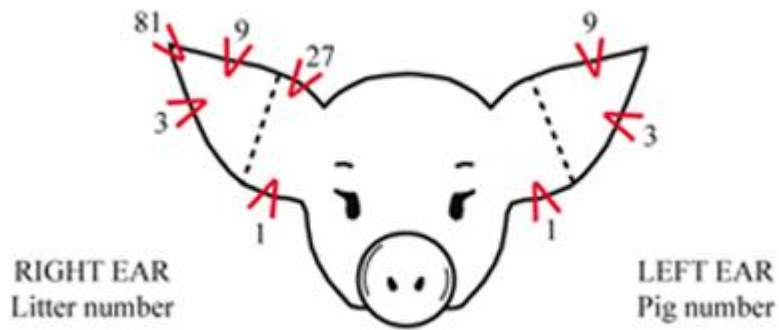
Left Ear

NOTE: Do NOT alter tags in size, shape, form, or color. If lost, the exhibitor must purchase a replacement tag for \$25 at the show or contact their AST, CEA or County Level State Swine Validation chairperson regarding replacement ear tags. Pigs without tags are subject to disqualification.

Step 6: Ear Notch Form:

- Record five (5) digit state validation tag number in the appropriate box.
- Declare the sex (type) of pig by marking either the barrow, gilt or registered gilt box.
- Identify the breed of the pig.
- Record and draw the ear notches. Record the actual ear notch number for each ear in the corresponding box below the actual ear. When drawing ear notches on the swine validation form, **draw them exactly as they appear on the animal's ear and include tears, holes or other identifiable characteristics.** If the notch is in the middle of the ear between a 1 and 3 or 9 and 27, draw the notch in the middle of the ear between as it is. **NOTE:** When recording the ear notch numbers, calling a notch a 1 when it is in the middle of the ear will not get a swine disqualified. The same applies if you call it a 3, 9 or 27 and it is in the middle of the ear. **National Swine Registry Ear Notching Diagram, Diagram 1.2**

2022 - 2023 Swine Validation Program
Texas 4-H/FFA Validation Guidelines



Ear notches should be of adequate depth to permit positive identification as the animal grows. If the ear notches are questionable at time of tagging, the ears must be re-notched with medium, 1/2-inch notches. The notch should be approximately 1/2" deep and 1/2" wide.

Step 7: Collect DNA using Hair Envelope: One envelope for each individual pig validated. If it is a family validated pig, all names must be listed on the envelope. Each swine validated will have hair (40 follicles) taken for the DNA Fingerprinting Assay identification program. Hair samples will be pulled by a member of the County Swine Validation Committee or local veterinarian at the time of validation and placed in individual DNA Fingerprinting Assay envelope provided for each swine. For detailed instructions on how to obtain hair for the DNA Assay (Test) please reference the Swine Hair Sample Collection Instructions on pages 31-32.

****Important Note**** A "complete validation" is defined as completing all necessary forms, online upload of information, as well as a secured placement of validation tags onsite. All livestock are required to have tags placed in their ears at the time of county-level state validation. Additionally, tags must remain in the ear through exhibition. Tags should not be cut out of the ear of validated livestock for any reason. In the event of medical circumstances requiring the tag be cut out, please consult a veterinarian. If a livestock validation visit is conducted, all livestock must be in compliance with a complete validation. If livestock are not in compliance, they may be subject to disqualification.

Submitting Validation Paperwork and Payment Process

After the conclusion of the physical validation process, the County Level State Swine Validation Committee Chairperson is responsible for completing the electronic Master Tag Assignment Form, the review and submission of ALL validation paperwork and payment. **All required validation materials must be postmarked on or before December 7, 2022 to:**

Texas FFA Association
ATTN: 2022 Texas Major Show Swine Validation – (your county name)
614 E. 12th Street
Austin, TX 78701

The County Level State Swine Validation Committee Chairperson will be responsible for verifying that all required validation information is entered in to the data base and that all required validation materials are completed and collected **BEFORE** returning validation materials.

1. Log in and complete the digital Master Tag Assignment Form located on the Texas FFA Swine Validation website at <http://validate.texasffa.org/>
2. Review all Ear Notch Forms to verify they are complete. A completed Ear Notch Form includes:
 - Exhibitor(s) printed names are listed
 - Mailing address and phone number
 - Five (5) digit tag number is listed for each pig
 - Type of pig(s) checked
 - Breed of pig listed
 - Notches drawn in each year
 - Ear notch number recorded under each ear
 - Exhibitor(s) signature
 - Parent/Guardian signature
 - AST/CEA signature
 - Validation Chairperson Signature
 - FFA Chapter/4-H Club listed
3. Verify that all swine listed on the Master Tag Form have a corresponding hair sample envelope. A complete DNA Assay (Hair) Envelopes includes:
 - Date, County Name/Number, Species
 - Ear Notch and Tag Number
 - Exhibitor(s) printed names
 - Exhibitor(s) signatures
 - Parent/Guardian signature
 - Supervising AST/CEA signature
 - Technician printed name and signature

2022 - 2023 Swine Validation Program
Texas 4-H/FFA Validation Guidelines

4. Verify that each exhibitor has a completed 2022-2023 Ethics Policy Form. A complete Ethics Policy Form includes:
 - Physical address of where animal will be housed
 - Exhibitor printed name and signature
 - Exhibitor email address
 - Parent/Guardian printed name, signature and date
 - Supervising AST/CEA printed name, signature and date
 - Validation Chairperson printed name, signature and date
 - FFA Chapter and/or 4-H name
 - County Name

5. If applicable, verify Parental Waiver are complete. **The Parental Waiver forms are to be retained by the Validation Chair – do not return to the Texas FFA office.**

Please use the validation checklist to prepare validation materials before mailing to the Texas FFA office. An example of the forms can be referenced on pages 20 – 22. Visit the Texas FFA Swine Validation website at <https://www.texasffa.org/swine-validation> to print a copy of the forms.

All forms **MUST be signed by the exhibitor, exhibitor’s parent or exhibitor’s legal guardian, the supervising Agricultural Science Teacher or County Extension Agent, and the County Level State Heifer Validation Committee Chairperson.**

If the Committee Chairperson is the supervisor of the exhibitor of the heifer, another committee member will sign for the chairperson.

Payment Process

County Swine Validation Chairs are responsible for payment of tags. Please print your invoice as soon as you place your order and submit for payment. Payments are due no later than the date your materials are submitted to the state office for validation.

All payments not postmarked by December 7, 2022 will be subject to a late fee of 10% of the total balance, or \$25.00. The late fee amount charged will be the greatest amount.



2023 Texas Major Show Swine Validation Submission Materials Checklist

Submission Deadline: **December 7, 2022**

The County Swine Validation Committee Chairman will send the following materials postmarked **on or before the above submission deadline**:

1. **White** copy of validation form — please return forms filed in alphabetical order by student's last name and secured. **Yellow** copy should be given to exhibitor/parent. Manilla (**Hard**) copy remains with validation chair. **(Do Not Send Any Other Copies of the Form)**.
2. Hair sample envelopes—these must be filed in alphabetical order **by student's last name**. Please print and sign. The office must be able to read the name.
3. Complete and submit the tag assignment listing through the Swine Validation System (<http://validate.texasffa.org>). Please print the listing and include with your materials. All corrections must be updated by the county validation chair by time of submission. Corrections made after submission date must be submitted electronically via email to the State Swine Validation Coordinator (tammy@texasffa.org). All pigs with corrected ear notches and replaced tags are subject to DNA Hair Assay (Test).
4. Signature page of the exhibitor ethics form --- Exhibitor names must be printed and signed, and filed in alphabetical order. **Incomplete forms will not be accepted and must be corrected and resubmitted to complete validation.**
5. Signed swine validation committee forms. **Incomplete forms will not be accepted and must be corrected and resubmitted to complete validation.**

Materials and payment should be sent via priority/certified mail, return receipt requested to:

Texas FFA Association
2023 Texas Major Show Swine Validation – (your county)
614 East 12th Street
Austin, TX 78701-1908

REMINDERS:

1. The swine validation committee is responsible for cross checking swine validation forms and hair envelopes to verify all required signatures are present. Teachers/agents who serve as a committee chair/co-chair, parent, or guardian should not sign forms belonging to their immediate family, students, or members.
2. Verify that all ear notches have been drawn and that the litter number and pig number have been indicated on the lines below the ears.
3. The validation committee will keep the **manilla (hard) copy** of the validation forms until the show is completed. Exhibitor and/or Parent/Legal Guardian will be given the **yellow copy of** the validation form for their records. **White copy** of the form will be returned to the Texas FFA Association.
4. The Validation Data Entry system will close on **December 7, 2022**. Any and all corrections after this date must be submitted electronically on the swine validation website, using either an ear notch correction

2022 - 2023 Swine Validation Program
Texas 4-H/FFA Validation Guidelines

and/or ear tag replacement form. All changes must go through the county validation chair, who will submit any and all changes. Corrections and changes can be made up to the show check-in date.

5. All validation forms, ethics policies & hair envelopes must be filed alphabetically by the student's last name and secured.

6. All 2023 Texas Major Show Tag orders must be paid in full with a postmark on or before December 7, 2022. Any orders not paid/postmarked by this date will be subject to a late fee of \$25.00 or 10% of the balance, whichever is greater.



2023 Texas Spring Major Show

Submission Materials Checklist

County: _____

Validation Chair: _____

Submission Deadline: December 7, 2022

As the County Swine Validation Committee Chair, I acknowledge that the following documents are being submitted to Texas FFA.

(Please initial for each submitted item)

_____ **White Copy** of Validation Form filed in alphabetical order by last name.

_____ Hair Sample Envelopes filed in alphabetical order by last name.

_____ Printed off copy of the submitted Master Tag Assignment list from the Swine Validation System

<http://validate.texasffa.org>.

_____ Signature page of each exhibitor's ethics form filed in alphabetical order by last name.

_____ Signed swine validation committee form.

**** Please make sure that payment is included unless previously paid. Payments not received or postmarked on or before December 7, 2022 will be assessed a late fee.**

This checklist MUST be returned with all of the above materials.

Registered Gilt Paper Upload Information

Registered (purebred) gilts showing in the 2023 Texas Spring Major Stock Shows Junior Purebred Breeding Gilt Shows must upload registration papers. **Date of ownership, litter registration and date of transfer must all take place on or before November 30, 2023.** Please reference rules for the Hill Country Grandstand, San Antonio, San Angelo, Texas Elite, and Houston Junior Breeding Gilt Show rules as they take precedence.

Texas Spring Major Show Paper Upload Information

The completion of the validation process for all Registered (Purebred) Gilts will be the responsibility of the supervising AST or CEA of each exhibitor. All required information, including the uploading of original registration papers must be completed by December 15, 2022. No exceptions!

Steps for completing validation and uploading of registration papers entered in the 2023 Texas Spring Major Junior Breeding Gilt Shows.

1. Go to <http://validate.texasffa.org/gilt>
2. Select your County Name and enter the visual tag number that was assigned to the gilt.
3. After entering the tag and clicking "Next", you will be taken to a page where you will provide, select and upload the following;
 - Registration number
 - Select breed from drop down menu
 - Ear notch (left ear/right ear)
 - Click browse, select the file needed and upload scanned copy of original registration papers
4. Again, all required information and registration papers must be uploaded to the online system by **December 15, 2022.**

For questions and/or assistance regarding the 2023 Texas Spring Major Show validation process for registered purebred gilts please contact:

Tammy Glascock
Texas FFA Swine/SAE Validation Coordinator
tammy@texasffa.org
(940)367-6245

Compliance Checks

As noted in the Texas 4-H and FFA Livestock Program Ethics Policy, exhibitors and their families authorize, “*Species Specific County Level State Validation Committee*” **the right to inspect your livestock project(s), along with any other state validated livestock projects on premises, at any time during the feeding period with or without prior notice.** State validated livestock must be made available for inspection at any time requested at the address listed on validation record or any other property (public or privately owned) where the livestock may be located. Failure to make inspection available as requested will constitute a violation of validation rules and may lead to disqualification of the livestock in question and any other validated livestock. Additionally, any exhibitor in violation of the primary and continuous daily care rule is subject to disqualification.”

Validation checks may be conducted by any of the parties stated above. The State Validation Compliance Team are employees of Texas AgriLife Extension Service and serve as a means to uphold the integrity of the Texas 4-H and FFA livestock program. These employees are trained and trusted by both organizations to carryout processes as set forth by the state-level livestock validation programs. Compliance Checks may occur at the time of physical validation or during the feeding period. These checks can be; validation process compliance visits, directed compliance visits or random compliance visits.

Validation Process Compliance Check

Validation Process Compliance checks. Compliance teams will make visits to selected counties to observe the county validation process to ensure that committees are upholding responsibilities and validation procedures as outlined previously. Selection of counties to participate in the Validation Process Compliance Checks will be determined by the Texas FFA Association Swine Validation Executive Committee.

Directed Compliance Check

Directed Compliance Visit. Directed Compliance Visits are initiated as a result of an issue(s) involving ethics policy violation(s). Directed Compliance visits can be assigned as deemed necessary by the Texas FFA Association Swine Validation Executive Committee or at the request of a County Validation Committee Chair.

Random Compliance Check

Random Compliance Check. Random Compliance Checks will be conducted at various times during the validation period. Random Compliance Checks are performed in order to ensure that exhibitors are caring and managing swine projects as outlined in the signed ethics policy. Counties, dates, and times for these checks will be determined by the Texas FFA Association Swine Validation Executive Committee and the State FFA/4-H Executive Validation Committee.

Compliance Check Visit(s) Follow Up Steps

Step 1: At the conclusion of each visit, the Compliance Team will submit an electronic report outlining their visit and any discrepancies or issues encountered.

Step 2: Counties found to be in violation of validation process procedures are subject to review by the Texas FFA Association Swine Validation Executive Committee.

Step 3: Exhibitors alleged to be in violation of signed ethics policies will be further investigated by the Texas FFA Association Swine Validation Executive Committee. Per the investigation, exhibitors and/or projects in violation of said ethics policies are subject, but not limited to:

- 1) written reprimand
- 2) probation
- 3) cancellation of validations

It is the responsibility of the exhibitor(s) and/or parent(s) or guardian(s) to ensure projects are fed and cared for in compliance with the rules and regulations set forth in the Texas 4-H and FFA Livestock Validation Program and by the livestock shows. The State Swine Validation Coordinator, State Compliance Teams and/or the County Swine Validation Committee have the right to inspect the listed projects at any reasonable time during the feeding period.

**Reference
of
TEXAS 4-H and FFA
SWINE VALIDATION FORMS**

The following forms are for reference only. Dates on documents may not be current. For the most recent copy, please visit the document section located on the Texas FFA Swine Validation website.

<https://www.texasffa.org/swine-validation>

Texas Swine Validation Committee Form



2021 State Fair/Heart of Texas Swine Validation

Texas County Swine Validation Committee Form

County Name _____ County Number _____ Date _____

Validation Chair Printed Name _____ Validation Co-Chair Printed Name _____

County Validation Chair Address _____ County Co-Chair Address _____

City, State, Zip Code _____ City, State, Zip Code _____

Cell Phone _____ School Phone _____

Email Address _____ Email Address _____

Not An

Office	AST/CEA	Printed Name	Signature
County Chair			
Co-Chair			
Member			
Member			
Member			
Member			
Member			
Member			
Member			

Official
Copy

Please clarify to your committee members that by signing this form they are verifying that they are member of the swine validation committee for the above-mentioned county. With this membership comes the responsibility of overseeing the swine validation process—verifying hair sample envelopes have not been pre-signed, pre-dated, or containing county data. If a county envelope has an error ---write void on the envelope. As the chairman you are responsible for insuring that you and/or at least one member of this committee witnessed the validation and hair collection of each identified animal. Your signature verifies that you and your committee fulfilled your commitment to the above-mentioned county.

- Incomplete forms and/or forms returned with less than three (3) committee members will be returned for completion.
- We highly recommend that all teachers/agents having state validated swine volunteer to serve as a committee member.

Texas 4-H/FFA Livestock Swine Validation County Date Form



2021 State Fair/Heart of Texas Swine Validation Date Form
County Validation Date Form

County Name County Number Date

County Validation Dates and Locations.

As county validation chair, please indicate the date(s), time(s), and location(s) including physical addresses of your county validation(s). Please use one line for each date.

Date	Time	Location/Physical Address

_____ Check here if you have a county Swine Validation show. If you have a county Swine Validation show, please complete date(s), time(s) and departure location/address below.

Date(s)	Time	Departure Location/Address

All county validation chairs are required to submit dates for actual county validations. The dates provided will be utilized to schedule Validation Process Procedure Validation Chair. Counties selected for a scheduled compliance check will be notified in advance.

Printed Name of County Validation Chair Signature of County Validation Chair

Completed County Validation Date Form must be submitted via email by **May 15, 2021** to tammy@texasffa.org.

*** If you have a county show between the dates of July 1 – October 15, 2021 please list the name, date(s) and location below.

Name: _____ Date(s): _____

Location: _____

Texas 4-H/FFA Livestock Swine Validation Ear Notch Form

COUNTY NUMBER: _____ TEXAS SWINE VALIDATION FORM COUNTY NAME: _____

EXHIBITOR NAME(S): _____ OR _____ OR _____

ADDRESS: _____ CITY: _____ ZIP: _____ PHONE: _____

DRAW EAR NOTCH AND ANY IDENTIFYING MARKS AS CLOSE AS POSSIBLE TO THE ACTUAL PLACING ON THE EAR.

TAG INFORMATION	BREED	EAR NOTCHES	TAG INFORMATION	BREED	EAR NOTCHES
VISUAL TAG # BARROW <input type="checkbox"/> GILT <input type="checkbox"/> REG GILT <input type="checkbox"/>			VISUAL TAG # BARROW <input type="checkbox"/> GILT <input type="checkbox"/> REG GILT <input type="checkbox"/>		
VISUAL TAG # BARROW <input type="checkbox"/> GILT <input type="checkbox"/> REG GILT <input type="checkbox"/>			VISUAL TAG # BARROW <input type="checkbox"/> GILT <input type="checkbox"/> REG GILT <input type="checkbox"/>		
VISUAL TAG # BARROW <input type="checkbox"/> GILT <input type="checkbox"/> REG GILT <input type="checkbox"/>			VISUAL TAG # BARROW <input type="checkbox"/> GILT <input type="checkbox"/> REG GILT <input type="checkbox"/>		
VISUAL TAG # BARROW <input type="checkbox"/> GILT <input type="checkbox"/> REG GILT <input type="checkbox"/>			VISUAL TAG # BARROW <input type="checkbox"/> GILT <input type="checkbox"/> REG GILT <input type="checkbox"/>		

THE FOLLOWING SIGNATURES MUST ALL BE PRESENT FOR THE FORM TO BE COMPLETE:

EXHIBITOR SIGNATURE: _____ CHAPTER/4H: _____

AST/CEA SIGNATURE: _____

VALIDATION CHAIR SIGNATURE: _____

PARENT/GUARDIAN SIGNATURE: _____

ATTENTION: Exhibitor(s), parent/guardian, supervisor, agent and committee members are equally responsible for making sure the swine are ear tagged properly and that all information for this validation form is correct. All information must be completed.

Not An
Official
Copy

Texas 4-H/FFA Livestock Validation DNA Assay (Hair) Envelope

TEXAS 4-H & FFA VALIDATION HAIR SAMPLE			EAR NOTCHES	
DATE _____ COUNTY NAME OR NO. _____ SPECIES _____			TAG NO./UIN	
EXHIBITOR PRINTED NAME _____			REPL. TAG NO.	
EXHIBITOR SIGNATURE(S) _____				
PARENT/LEGAL GUARDIAN SIGNATURE _____				
SUPERVISOR'S CEA/VOL SIGNATURE _____				
TECHNICIAN PRINTED NAME _____				
TECHNICIAN SIGNATURE _____				

Please obtain at least 40 hairs with the follicles intact (do not cut). Avoid contamination with other hair samples and keep dry. Sign and seal envelope in the presence of exhibitor. It should be noted that validation is a proof of ownership as required by major livestock shows. It does not qualify to enter exhibitors in major livestock shows or county show.

**Breeding animals must be validated according to individual show rules.*


Not An
Official
Copy

Swine Hair Sample Collection Instructions



3720 GATTIS SCHOOL ROAD • SUITE 800, No. 217 • ROUND ROCK, TX 78664
PHONE 512-567-1977 • WWW.WEDNAID.COM

SWINE HAIR SAMPLE COLLECTION INSTRUCTIONS



1 Check the ear tag number of the animal, and record it on the hair sample envelope.

We recommend coarse hair from the loin or rump. If the animal has been shaved, hair can usually be found between the toes, on the jowl/face,


inside the ear, or around the tail head. Clean the sample area to remove dirt or other contaminants.

Use bent nose, long nose or needle nose pliers to pull the hair. You will need at least five pulls to get enough hair.




2 Pull a tuft of hair from the animal. Pull the hair directly away from the skin, **NOT at an angle**. This will allow the hair root to come out with the hair.

Note: Do NOT cut the hair from the animal. The hair MUST CONTAIN ROOTS for DNA testing. Avoid touching the roots and make sure the hair is dry.



3 Visually inspect the hairs for intact roots. Roots or follicles are easy to see (like human hairs with a bulb at the end). You may notice a color variation which indicates that the root is intact. A minimum of 40 hair roots is needed.

Place the sample in the hair sample envelope, and then seal the envelope in the presence of exhibitor and parent/supervisor.



Do not put hairs in a plastic bag.

Fill out the remaining information lines on the envelope, and have the witnesses sign.



REMEMBER: Cleanse hands and pliers between animal samples to ensure that hairs from different animals are not mixed.



SWINE HAIR SAMPLE CHECKLIST

- ✓ Select collection area—we suggest loin or rump
- ✓ Record ear tag number on the envelope
- ✓ Obtain at least 40 hairs with follicles
- ✓ Take at least 5 pulls
- ✓ Inspect for follicles—do NOT touch follicles
- ✓ Obtain exhibitor signature & seal envelope
- ✓ Clean pliers and hands between animals

Validation Chair Procedures for DNA Assay (Test) Hair Collection

The DNA Assay brings the most powerful technology developed for human forensics to bear on the problem of animal identification. Whether animal or human, an individual's DNA is fixed at the moment of fertilization and can be determined from an analysis of blood or tissue samples. The assay provides individual-specific identification and has been validated in scientific literature and thousands of criminal cases.

1) Sample acquisition:

- a) During validation, the animal's hair is taken and placed in the hair sample envelope. Specific instructions found in Hair Sample Collection Instructions or at www.weDNAid.com.
- b) The main concern is collecting at least 40 hair samples with the root bulb attached. This will require more than one pull, and pulls should be from the tail switch.

2) Chain of Custody:

- a) To assure chain of custody, the Technician* should sample card in front of, and evident to, the exhibitor(s) and his/her parent or legal guardian. The technician, exhibitor(s), exhibitor's parent or exhibitor's legal guardian, and supervising County Extension Agent or Agricultural Science Teacher must sign the hair sample envelope after the hair has been placed inside the envelope and the envelope sealed.

Technician - any individual designated by the County Level State Steer Validation Committee to be responsible for collecting hair samples i.e., County Extension Agent, Agricultural Sciences Teacher, etc.

NOTE: In the event of an emergency or special situation that prevents the exhibitor's parent or exhibitor's legal guardian from being present at the time the hair samples are collected and the validation occurs, the Texas 4-H/FFA Validation Program Waiver and Hold Harmless Agreement must be completed. A copy of this form should be retained by the County Level State Steer Validation Chairperson.

Texas 4-H/FFA Livestock Validation Parental/Hold Harmless Waiver



2021 State Fair of Texas/Heart of Texas Validation Program Texas 4-H/FFA Validation Guidelines

Parental Waiver

I, _____, being the parent or legal guardian of _____,

a minor and exhibitor (hereinafter referred to as Exhibitor) in the 2021 Texas 4-H/FFA Junior Livestock Swine Program am applying to the parent during the Swine Validation Process and at the time hair samples will be collected for swine identification purposes.

I hereby authorize the _____ County Level State Swine Validation Committee to complete the validation process for Exhibitor's pig(s) in his/her presence. I recognize that he/she is a minor child and will be acting without my parental guidance and oversight.

Finally, I agree and acknowledge that I am unable to help out during the Swine Validation Process, I hereby waive any and every right to challenge, question or contest any and all actions or inactions of the County Level State Swine Validation Committee during the Validation Process for Exhibitor's pig(s). As parent and/or legal guardian of Exhibitor(s), I fully understand and acknowledge that if the requirements for the validation of his/her pig project(s) are not completed correctly, (1) the pigs(s) will not be eligible for competition in the Junior Livestock Market Barrow and/or Breeding Program at the 2021 State Fair of Texas/Heart of Texas Shows and (2) I hereby agree to hold harmless, pay and all expenses and to relinquish any present or future claims against all members of the County Level State Swine Validation Committee and/or other person(s) that participated in my attempted validation of Exhibitor's pig(s).

Date

Signature of Parent or Legal Guardian

Texas 4-H/FFA Livestock Validation 2022 - 2023 Ethics Policy



2021-2022 TEXAS 4-H/FFA LIVESTOCK PROGRAM ETHICS POLICY (Updated April 2021)



This ethics policy applies to any 4-H/FFA member planning to exhibit animals at livestock shows in Texas. All classes of livestock offered at the livestock event are included: Cattle, Goats, Sheep, Swine, and any other livestock classes offered. This "Texas 4-H/FFA Livestock Program Ethics Policy" will be enhanced with additional rules and guidelines which individual fairs and livestock shows adhere to on the local, county, regional, and state levels.

4-H and FFA livestock project exhibitors are under the supervision of an Agricultural Science Teacher or County Extension Agent who serves as the advisor for that project. The Major Livestock Shows of Texas support the educational content and leadership provided by the Texas A&M Agrilife Extension Service, and the Texas Education Agency/VATAT. Also, the Texas Major Livestock Shows fully support the administrative authority of Agricultural Science Teachers and County Extension Agents to certify the fulfillment of all validation protocols and approval paperwork between the exhibitor, Texas 4-H/Texas FFA, the major livestock shows and the supervising educator. Exhibiting livestock is a privilege, and exhibitors must comply with this document and respect the authority granted to his/her supervisor.

The following practices or procedures are unacceptable and are defined as being deceptive, fraudulent, unethical, and inhumane in the care, fitting, preparation and showing of all classes of livestock. The use of any illegal drugs is prohibited. Any practice used to alter the appearance of an animal entered in livestock events is prohibited (see Rule #9 & #10). Proof of any animal being subjected to illegal and/or unethical practice(s) and/or procedure(s) described herein subjects the animal to immediate disqualification from the state validation program. If a violation is found of any of the following rules, this may result in a cancelled validation record.

The following is a listing of rules all 4-H/FFA exhibitors must follow to enter livestock at organized competitive events.

1. Exhibitors must be active members of a 4-H/FFA Chapter in the state of Texas and care for the animals under the direct supervision of a County Extension Agent or Agricultural Science Teacher. Exhibitors must be enrolled in, and attending, public private and/or home schooling by secondary schools in Texas.
2. County-Level State Validation serves as proof of ownership for state validated livestock (market animals (Cattle, Sheep, Swine, Goats) must be owned and under exhibitor's sole custody the following deadline dates: All major Steers and State Fair/HOT Fair Lambs, Goats, Swine; October 31 - Lambs and Goats; November 30 - Swine; to be eligible to participate at any major livestock show within Texas. For breeding animals the official ownership date is the date reflected on the registration papers. This date is the specific date for each breed of record as recognized by the validation program. (Individual show rules may determine ownership requirements for non-market animals.) Registered breeding livestock (with the exception of breeding swine at the 2021 State Fair of Texas and Heart 'O Texas Fair) must show the exhibitor as the sole owner of the animal on the breed association papers. Breeding animals with additional registration papers within the breed association of validation record or in another breed association may be evaluated for multiple ownership. If additional registration papers are found active within an association indicating ownership information conflicting with the exhibitor's sole ownership designation, the breeding animal may be considered multiple-owned and subject to disqualification. Breeding animal validation deadline dates: June 30 - Spring Cattle Validation, State Fair and Heart of Texas Breeding Gilts, State Fair Market Lambs and Goats and Breeding Sheep and Goats; October 31 - Market Lambs and Goats, Wethers, Rams and Does, Breeding Sheep and Goats (October ownership); November 31 - Fall Cattle Validation and November 31 - Registered and Crossbred Gilts for San Antonio Livestock Show, San Angelo Livestock Show, Houston Livestock Show and Rodeo, and Texas' Elite Showcase.
3. To gain the life skills developed through the livestock project, exhibitors must closely engage in the feeding, maintenance, training, grooming and overall welfare of his/her animals. Exhibitors and immediate family/guardians are responsible for providing the primary and continuous daily care of livestock projects throughout the validation period. The validation period begins immediately following the county-level state validation date (not the validation deadline date listed previously) through exhibition at all livestock shows (*exhibitors must provide continuous care for breeding heifers, sheep, swine and goats throughout the animal's eligibility to show*).
 - a. **4-H and FFA livestock project exhibitors are under the supervision of an Agricultural Science Teacher or County Extension Agent who serves as the advisor for that project.** Excessive involvement of third-party consultants, breeders, fitters not affiliated with the Texas 4-H and/or Texas FFA programs is prohibited. Third party involvement interfering with the exhibitor's ability to provide primary daily care of and engagement with livestock projects may result in the disqualification of all state validated livestock projects owned by all associated exhibitors/families. Likewise, third party involvement interfering with the County Extension Agent and Agricultural Science Teacher's ability to properly supervise the livestock project may result in the disqualification of all state validated livestock projects.

2022 - 2023 Swine Validation Program
Texas 4-H/FFA Validation Guidelines

b. Livestock projects must be raised at the physical address of validation record. Prior approval must be granted by the "Species Specific County-Level State Validation Committee" in the event the animal will be outside the direct care of the exhibitor, immediate family/guardian, and/or the supervising County Extension Agent or Agricultural Science Teacher. Failure to gain approval from the supervising Agricultural Science Teacher/County Extension Agent and the Species-Specific County-Level State Validation Committee will result in the disqualification of all state validated livestock.

c. To obtain prior approval, exhibitors must complete an official 4-H/FFA Validation Rule #3 Prior Approval Form. Exhibitors not obtaining prior approval as outlined above will be subject to disqualification of the livestock in question and any other state validated livestock projects. The form can be accessed here: <https://texasyouthlivestock.com/wp-content/uploads/2020/04/Rule-3-Approval-Form-4.14.20.pdf>

d. By signing this document, the exhibitor and parent/guardian, recognize his/her responsibilities for the primary and continuous care of livestock projects throughout the feeding period and hereby authorizes the State Validation Coordinator or designated representatives and/or State Validation Compliance Team, supervising AST/CEA and the "Species Specific County-Level State Validation Committee" **the right to inspect your livestock project(s), along with any other state validated livestock projects on premises, at any time during the feeding period with or without prior notice.** State validated livestock must be made available for inspection at any time requested at the address listed on validation record or any other property (public or privately owned) where the livestock may be located. Failure to make inspection available as requested will constitute a violation of validation rules and will lead to disqualification of the livestock in question and any other validated livestock. Additionally, any exhibitor in violation of the primary and continuous daily care rule is subject to disqualification.

4. Animals validated at major livestock shows may also be exhibited at other shows. It is advised, however, that if any validated animal is exhibited and SOLD at another show (including county shows) the animal will be ineligible to show at any subsequent major livestock show. **Additionally, state validated livestock offered for sale during the feeding period via private treaty, private or public auction will be ineligible to show at any subsequent major livestock show. If ownership changes or has the possibility of changing through a sale offering (including animal(s) purchased back by the exhibitor of validation record), regardless of method or length of time, that chain of animal ownership is considered broken and will be ineligible to show at any remaining livestock shows in the feeding period requiring state validation.**

5. DNA samples obtained from livestock at the time of county-level state validation must match DNA assays obtained any time during the feeding period for the state validated animal and exhibitor record.

6. A state validated livestock project may not be simultaneously validated in more than one county. Additionally, a state validated animal may not be county or state validated under a different exhibitor's name in another county.

7. Any method used to misrepresent the age of an animal for a class in which it is shown is deceptive and considered a violation of the rules and guidelines.

8. Showing an animal for another individual by claiming ownership in order to show in a specific livestock class/event or claiming ownership through signage, social media, email, or other advertising methods is prohibited. False claim of ownership is a violation of these guidelines and will lead to disqualification.

9. Treating an animal internally or externally with an irritant, counter-irritant, or other substance used to artificially change the conformation or appearance of an animal for a show is considered unethical, inhumane, and is prohibited. Surgery, injection or insertion of foreign material under the skin and/or into the flesh of an animal to change the natural contour, conformation or appearance of an animal's body is illegal. This includes **injection of gas, air, oil, or other foreign substances**; cutting/tearing of the hide/underneath the hide or removal of tissue in any attempt to alter the physical appearance of the animal; numbing or "deadening" an animal's tail; cutting tendons of an animal; using foreign substances to build or cosmetically re-shape feet (this does not include medically necessary treatments for injured hooves or feet); as well as "twining" which includes the attachment of hair or hair substances (i.e. baling twine, cloth, fiber, etc.). Acceptable practices of physical preparation which are allowed include, clipping of hair, trimming of hooves, dehorning, removal of ancillary teats, and docking of tails.

10. The use of unethical fitting, showing and/or handling practices or devices compromising animal welfare shall not be tolerated.

11. Livestock exhibitors will be held accountable for the Species-Specific Validation Guidelines for each species in which they state validate livestock projects. Livestock exhibitors will also be held accountable for the rules and guidelines for each major livestock show in which they exhibit state validated livestock. Validation Guidelines may be found at www.texasyouthlivestock.com

12. The Administration of the Texas 4-H and/or FFA Programs reserves the final and absolute right to interpret these rules and to settle and determine all matters, questions and differences regarding these rules, otherwise arising out of or connected with or incident to "Texas 4-H/FFA Livestock Program Ethics Policy".

Any violation of the "Texas 4-H/FFA Livestock Program Ethics Policy" and/or associated validation guidelines, as well as specific rules as designated by individual fairs and livestock shows may result in disqualification and/or probationary status and/or loss of eligibility for future participation in organized livestock competition. **Possible civil or criminal penalties may be imposed by the proper authorities based on evidence provided by the livestock show of exhibitors in violation of the Federal Food, Drug and Cosmetic Act/or the animal mistreatment, neglect, and abandonment laws that apply on the local, state, and/or national levels.** All rule violations will be dealt with on an individual basis by the "Species Specific County State Validation Committee", the State Validation Coordinators, and/or appropriate livestock show officials.

2022 - 2023 Swine Validation Program
Texas 4-H/FFA Validation Guidelines

2021-2022 Texas 4-H/FFA Livestock Program Ethics Policy
Acknowledgement/Signature Form

I, the parent/guardian and exhibitor, am verifying that I have read the "Texas 4-H/FFA Livestock Program Ethics Policy" and understand the consequences of and penalties involved for illegal, unethical, inhumane, and unfair practices in livestock competition. I am also verifying knowledge that my family and I may be prohibited from future participation in organized validation programs in the State of Texas and could face possible criminal prosecution and/or civil penalties if implicated in any of the aforementioned acts.

ATTENTION: Please list the address the livestock will be housed below. The address where the animal(s) will be located should be approved by the local validation committee. If a housing address change occurs during the feeding period, the exhibitor is responsible for notifying their supervising CEA/AST who-in-turn must notify the county-level state validation committee for approval. It will be the responsibility of the county-level state validation chair to notify the State Specie Specific Validation Chair of the address upon arrival.

IMPORTANT: Only one exhibitor per form.

Not An
Official
Copy

Physical Address (Housing) _____ City _____ State _____ Zip Code _____
Signatures of Acknowledgement: The signature verifying you have read the 2021-2022 Texas 4-H/FFA Livestock Program Ethics Policy in its entirety (Pages 1-3). Please return this completed and signed document.

Exhibitor (Printed Name) _____ Exhibitor (Signature) _____ Date _____

Exhibitor Family Email Address: _____

Parent/Guardian (Printed Name) _____ Parent/Guardian (Signature) _____ Date _____

Supervising CEA/AST (Printed Name) _____ Supervising CEA/AST (Signature) _____ Date _____

Validation Chairman (Printed Name) _____ Validation Chairman (Signature) _____ Date _____

FFA Chapter and/or County 4-H Name _____ County Name _____

State Validation Deadline Dates (These are state deadlines only, local deadlines take priority over the dates listed below):
State Fair and Heart of Texas:

June 30 for steers, heifers, lambs, goats, breeding sheep and goats, and swine
July 31 for lambs and goats
October 31 for lambs and goats
October 31 for breeding sheep and goats
November 30 for breeding heifers
November 30 for swine

2021-2022 TEXAS 4-H/FFA LIVESTOCK PROGRAM ETHICS POLICY